

Welcome



Paulding Family Connection Children's Cabinet



C.H.I.L.D.R.E.N.


Collectively Help Identify, Locate & Deliver Resources to Effectively Nurture

www.paulding.gafcp.org

Children Served

MUST Ministries Summer Lunch 2014

- 4 Sites
 - CAYA Ministries
 - Hope Church
 - Dallas First UMC
- Donations/Volunteers
 - Paulding Community – local businesses, county agencies, churches, individuals



Total Lunches Served

34,869 – 50% increase from 2013

Preparing Paulding Students for Back to School !!

The 2nd Annual Paulding Community Back to School Event:

Goal → Collect and distribute **1,000 book bags with basic school supplies**

- **1,200** book bags were donated and enough supplies to fill 1,100 bags
 - **900** bags with supplies were given out during the event
 - **180** bags given out to families on waiting list the Friday after the event
 - **30+** Local churches, businesses and agencies provided games, prizes, food and drink during the event
 - **30** Families were referred to *GAKAC* (Give A Kid A Chance) event held at Hiram Elementary School where **350** Paulding County students received book bags & supplies
- **1,430** Paulding students received book bags & supplies thanks to a lot of community support!!

2nd Annual Paulding Community Back to School Celebration

Participating Partners

**Amerigroup
Aspen Village
Bethel UMC
Boy Scouts – Troop 306
Burnt Hickory UMC
Chamber of Commerce
Christ Life Church
Community Members
County Dental
DFCS
Dallas First UMC
Distinctive Dentistry
Employees of the School
District Office
FAP (Family Alliance
Paulding)
FIS (Family Intervention
Specialist)**

**Fortified Hills Baptist
Georgia Highlands
Girl Scouts of Greater Atl
Gracepointe Church
Hearts on Fire
Heritage Baptist Church
Hiram UMC
HOPE Church
Kidz Town Dental
Hiram Dentistry
Lighthouse Food Pantry
Mars Hill Baptist Church
Member's First CU
New Canaan Baptist
North View Church
Oasis Family Life Church
Oh So D'Lish**

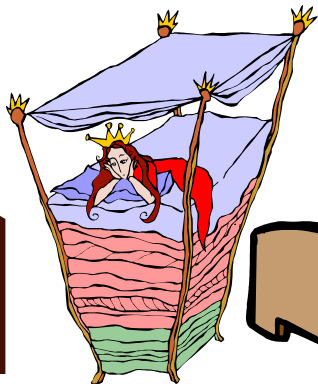
**Paulding Children's Cabinet
PCHS Cheerleaders
Paulding PTA
PB Ritch Middle School
Poplar Springs Baptist
Providence Presbyterian
Seven Hills Community
Stars and Strikes
Stevie B's
Regions Bank
Target
Wellcare
West Ridge Church
Willowbrooke @ Tanner**

Please let me know if I left you off this list because without all of you we couldn't have pulled this off.

A big THANK YOU to all partners, families and friends who helped to make this a huge success!!!!

Promoting Stable Families


- Donations of beds, clothing, cleaning supplies, hygiene products and other household items help reunite children with their families **or** prevent children from being separated from their families **or** provide assistance for foster families providing a safe haven for children
 - Multiple sets of bunk beds and toddler beds were needed and received via our list serve partners
 - Resource information located and shared with agencies working with families and children help provide food, clothing, cleaning supplies and other things to help families provide safe homes for children.
 - Donations of hygiene help provide emergency kits to families



Board of Education – Attendance

Total Enrollment First Week of School 2014/2015

28,364



Board of Education - Homeless

August 2014

Homeless

- The 2014 school year ended with **585** students identified as homeless
Each new school year begins at **0**
- Currently **209** students have been identified as homeless for this school year



Board of Education Free/Reduced Lunch

Total number of ED (economically deprived) end of 2014 school year

13,266

First week of this school year – **10,910**



Department Juvenile Justice

Data Comparison June – 2014 vs June 2013

Re- offenses 2014.....1
Re-offenses 2013.....9
Increase/Decrease.....-8

Violation of Probation 2014.....0
Violation of Probation 2013.....5
Increase/Decrease.....-5

Closed Cases 2014.....10
Closed Cases 2013.....19
Increase/Decrease.....-9

Average Days in Detention 2014.....10.7
Average Days in Detention 2013.....10.8
Increase/Decrease.....-.1

Detention Intake Calls 2014.....4
Detention Intake Calls 2013.....9
Increase/Decrease.....-5

Joint DJJ/DFCS cases 2014.....0
Joint DJJ/DFCS cases 2013.....3
Increase/Decrease.....-3

Office Caseload June 2014

Probated Youth40
Committed.....8
Informal Adjustment.....20
Designated Felons.....2
Intake.....59
High Intensity Supervision.....20

DFCS – Child Protective Services

Data Comparison July 2014 vs July 2013

# Children in Custody 2014.....	118
# Children in Custody 2013.....	88
Increase/Decrease.....	+30
New Investigations 2014.....	38
New Investigations 2013.....	21
Increase/Decrease.....	+17
CPS On-going 2014.....	22
CPS On-going 2013.....	27
Increase/Decrease.....	-5
Family Support 2014.....	74
Family Support 2013.....	28
Increase/Decrease.....	+46

DFCS – Family Assistance

Data Comparison June 2014 vs June 2013

Average # Families Served

Food Stamps 2013	7,414
Food Stamps 2013.....	8,113
Increase/Decrease.....	-699
Family Medicaid 2014.....	5,865
Family Medicaid 2013.....	5,137
Increase/Decrease.....	+728

Juvenile Court Cases

Data Comparison July 2014 vs July 2013

Total # Cases 2014.....96
Total # Cases 2013.....75
Increase/Decrease.....+21

Total # Delinquent 2014.....21
Total # Delinquent 2013.....26
Increase/Decrease.....-5

Total # Dependency 2014.....48
Total # Deprivation 2013.....23
Increase/Decrease.....+25

Total # Special Proc 2014.....10
Total # Special Proc 2013.....1
Increase/Decrease.....+9

Total # TPR 2014.....3
Total # TPR 2013.....4
Increase/Decrease.....-1

Total # Traffic 2014.....7
Total # Traffic 2013.....8
Increase/Decrease.....-1

Total # CHINS 2014.....7
Total # Unruly 2013.....13
Increase/Decrease.....-6